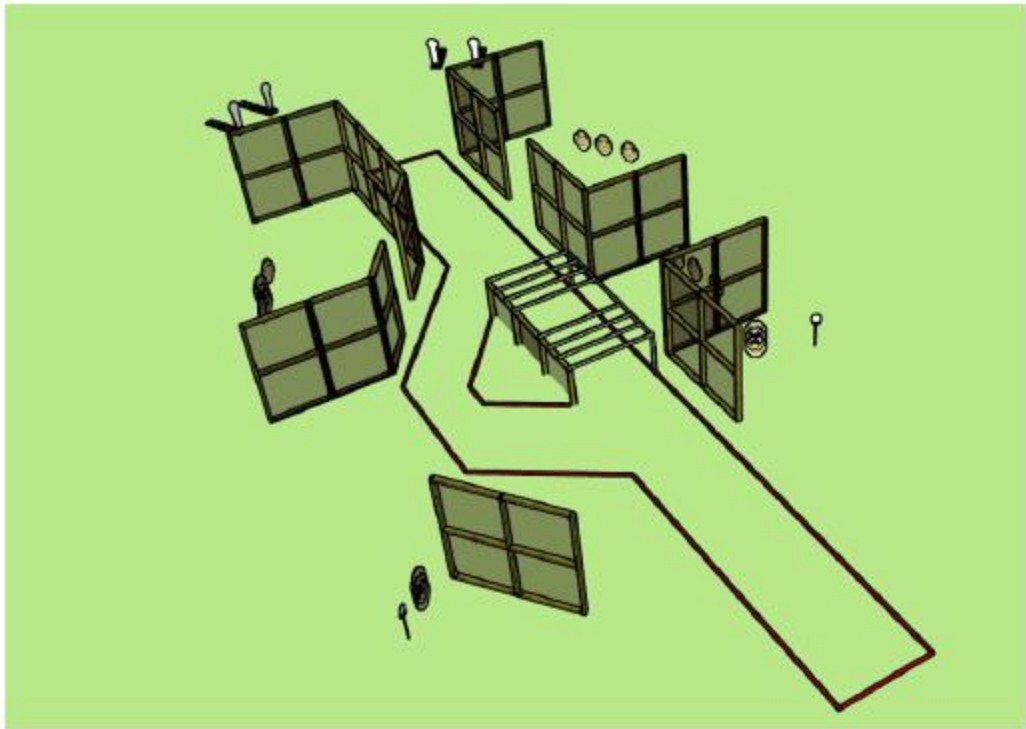


# **Wasa** **Spring Battle** **2021**

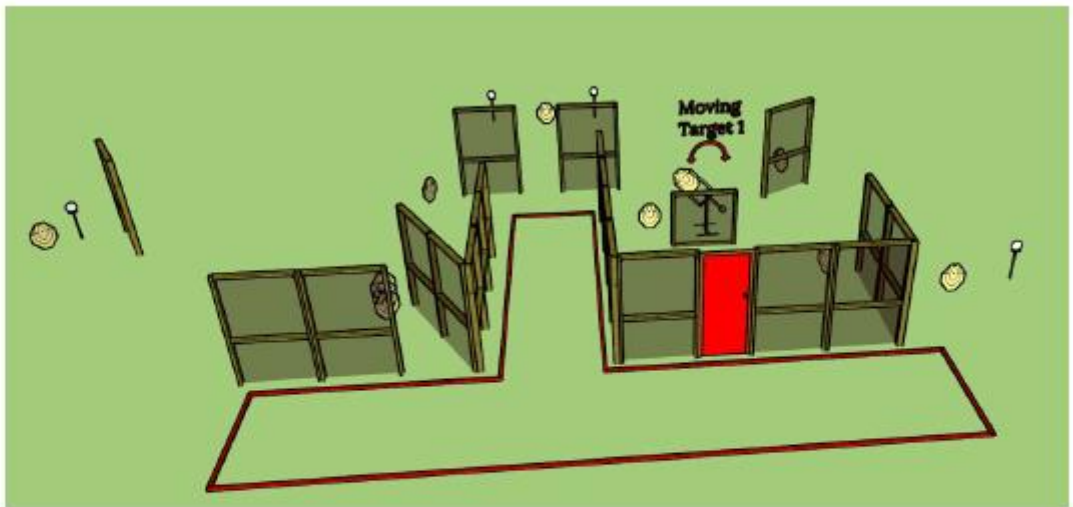


**IPSC PISTOL MATCH LEVEL II**  
**25.4.2021, VAASA FINLAND**

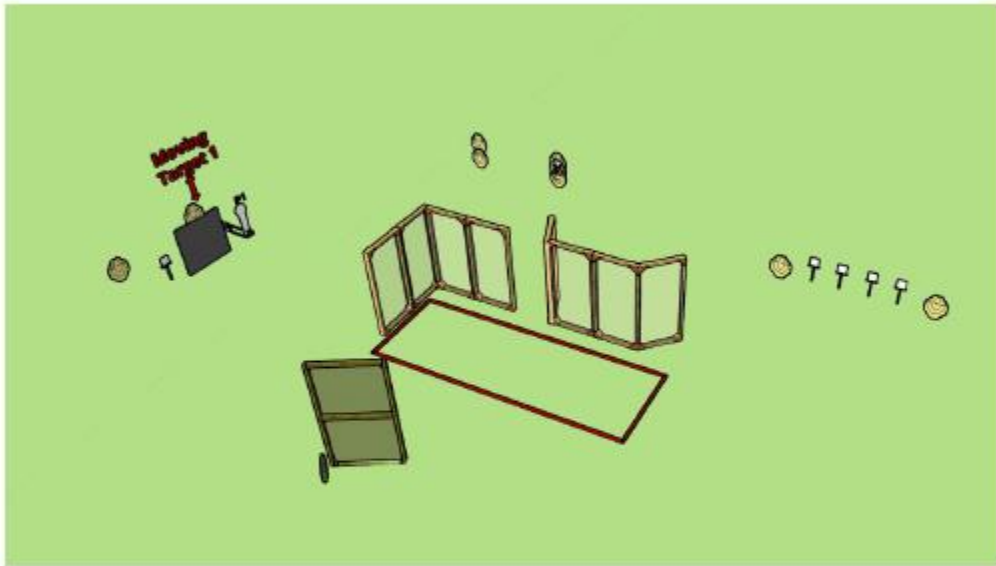
**PRODUCTION**  
**STANDARD**  
**CLASSIC**  
**OPEN**  
**REVOLVER**  
**PRODUCTION OPTICS**



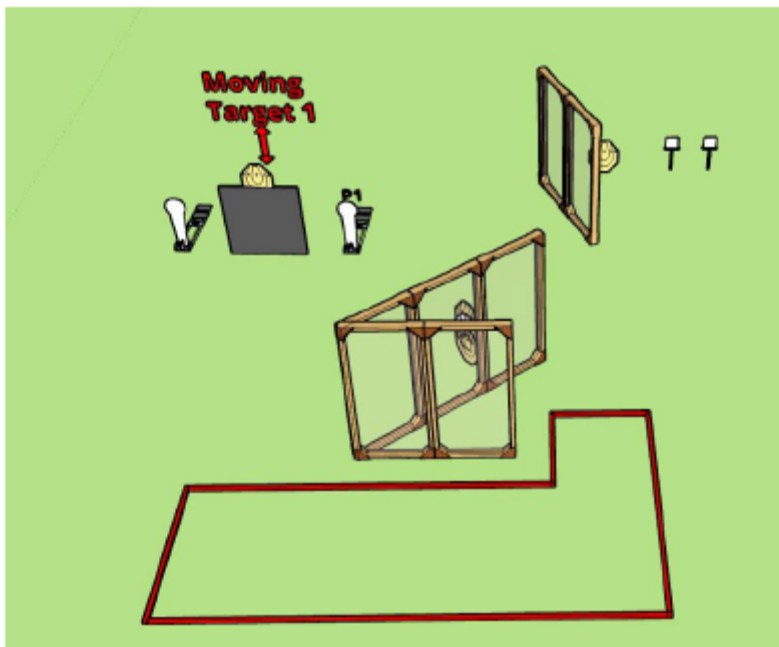
Stage	1
Targets	13 IPSC Targets, 4 IPSC Poppers, 2 IPSC Metal Plates
Number of rounds to be scored	32
The handgun ready condition	Loaded and holstered
Start position	Feet on marks, as demonstrated by the RO
Time starts	Audible signal
Procedure	After the start signal, engage the targets.
Safety Angles	
Notes	



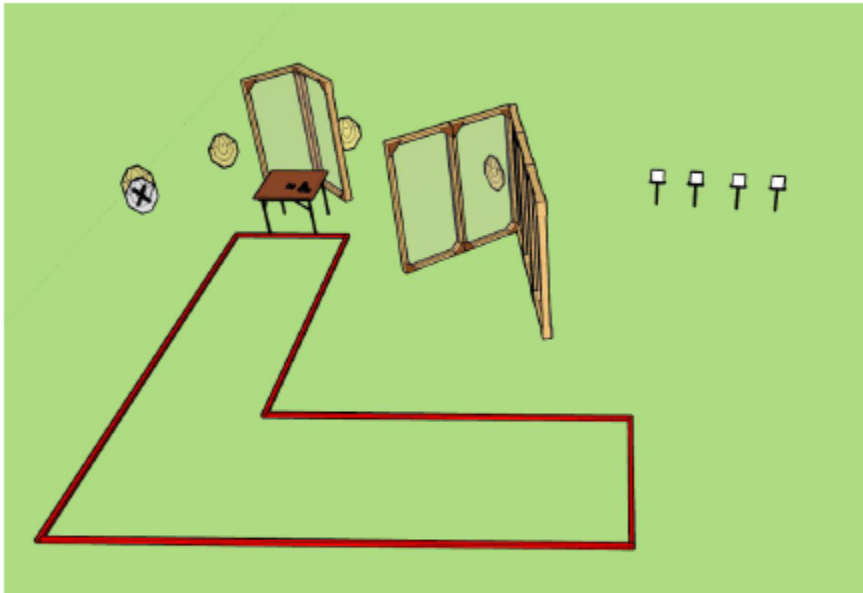
Stage		2
Targets	10 IPSC Targets, 4 IPSC Metal Plates	
Number of rounds to be scored		24
The handgun ready condition	Loaded and holstered	
Start position	As demonstrated by the RO	
Time starts	Audible signal	
Procedure	After start signal, engage targets. Opening the door activates moving IPSC Target 1. Moving target remains visible at rest.	
Safety Angles		
Notes		



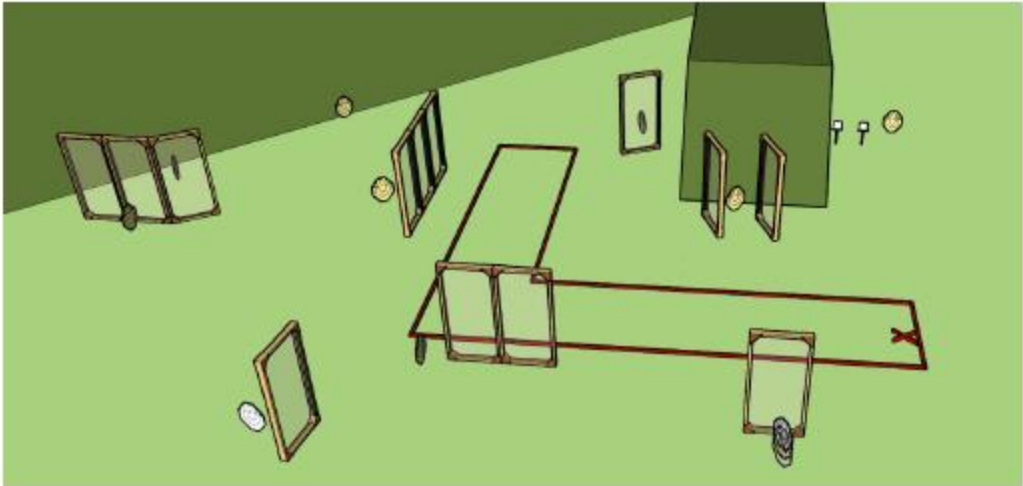
Stage		3
Targets	7 IPSC Targets, 1 IPSC Popper, 5 IPSC Metal Plates	
Number of rounds to be scored		24
The handgun ready condition	Loaded and holstered	
Start position	As demonstrated by the RO	
Time starts	Audible signal	
Procedure	After start signal, engage targets. IPSC Popper 1 activates moving IPSC Target 1. Moving target remains visible at rest	
Safety Angles	Indicated by flags	
Notes		



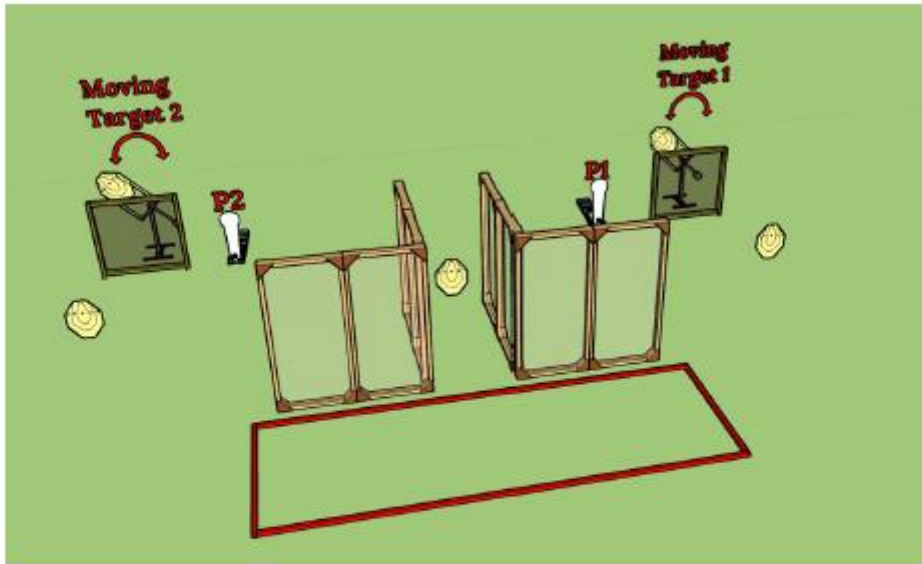
Stage		4
Targets	4 IPSC Targets, 2 IPSC Poppers, 2 IPSC Metal Plates	
Number of rounds to be scored		12
The handgun ready condition	Loaded and holstered	
Start position	Feet on marks, as demonstrated by the RO	
Time starts	Audible signal	
Procedure	After start signal, engage targets. IPSC Popper 1 activates moving IPSC Target 1. Moving target remains visible at rest	
Safety Angles	Indicated by flags	
Notes	Building on left. Specified unsafe direction by the match organizers, see rule 10.4.1	



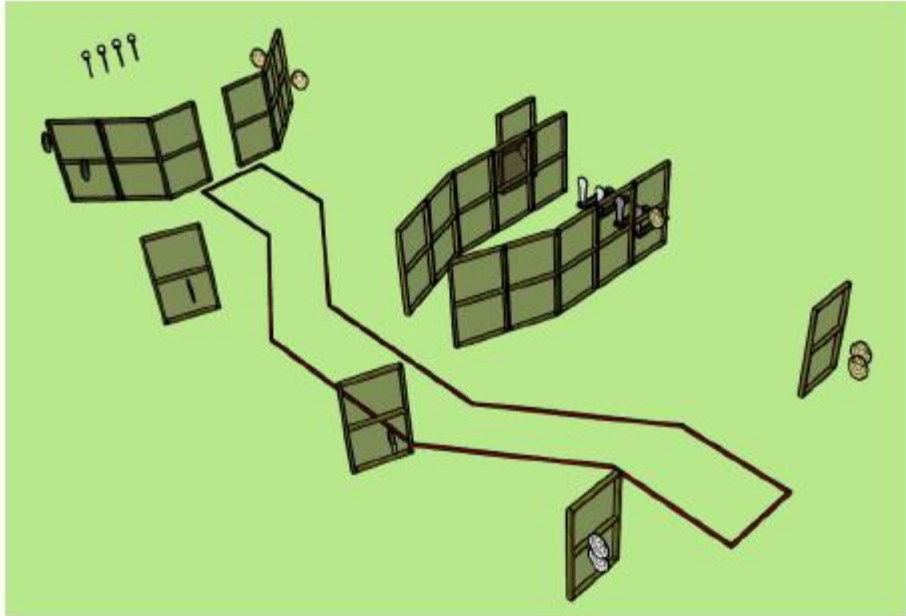
Stage		5
Targets	4 IPSC Targets, 4 IPSC Metal Plates	
Number of rounds to be scored		12
The handgun ready condition	Empty gun and all magazines flat on table	
Start position	As demonstrated by the RO	
Time starts	Audible signal	
Procedure	After start signal, engage targets.	
Safety Angles	Indicated by flags	
Notes		



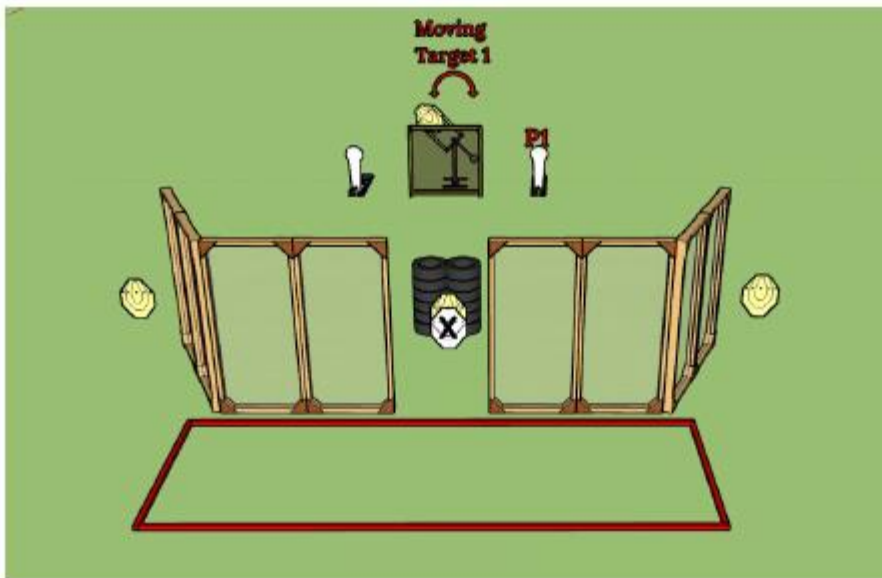
Stage	6
Targets	11 IPSC Targets, 2 IPSC Metal Plates
Number of rounds to be scored	24
The handgun ready condition	Loaded and holstered
Start position	Feet on marks, as demonstrated by the RO
Time starts	Audible signal
Procedure	After start signal, engage targets.
Safety Angles	Indicated by flags
Notes	



Stage	7
Targets	5 IPSC Targets, 2 IPSC Mini Popper
Number of rounds to be scored	12
The handgun ready condition	Loaded and holstered
Start position	As demonstrated by the RO
Time starts	Audible signal
Procedure	After start signal, engage targets. IPSC Mini Popper 1 activates moving IPSC Targets 1 and IPSC Mini Popper 2 activates moving IPSC Target 2. Moving targets remain visible at rest
Safety Angles	
Notes	



Stage		8
Targets	12 IPSC Targets, 4 IPSC Mini Poppers, 4 IPSC Metal Plates	
Number of rounds to be scored		32
The handgun ready condition	Loaded and holstered	
Start position	As demonstrated by the RO	
Time starts	Audible signal	
Procedure	After the start signal, engage the targets.	
Safety Angles	Indicated by flags	
Notes		



Stage		9
Targets	4 IPSC Targets, 2 IPSC Mini Poppers	
Number of rounds to be scored		12
The handgun ready condition	Loaded and holstered	
Start position	As demonstrated by the RO	
Time starts	Audible signal	
Procedure	After start signal, engage targets. IPSC Mini Popper 1 activates moving IPSC Target 1. Moving target remains visible at rest	
Safety Angles		
Notes		



1-9 = Staget

T = Kilpailutoimisto

K = Kanttiini

P = Parkkipaikat

W = Ulkokuussit