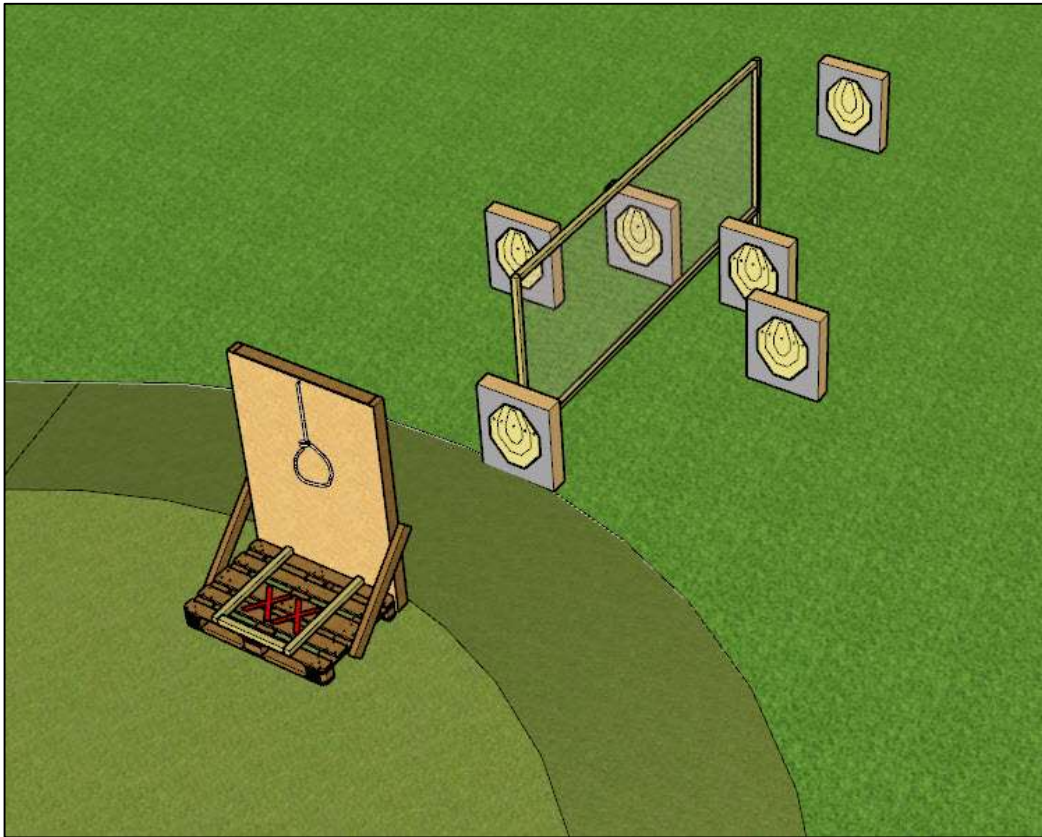
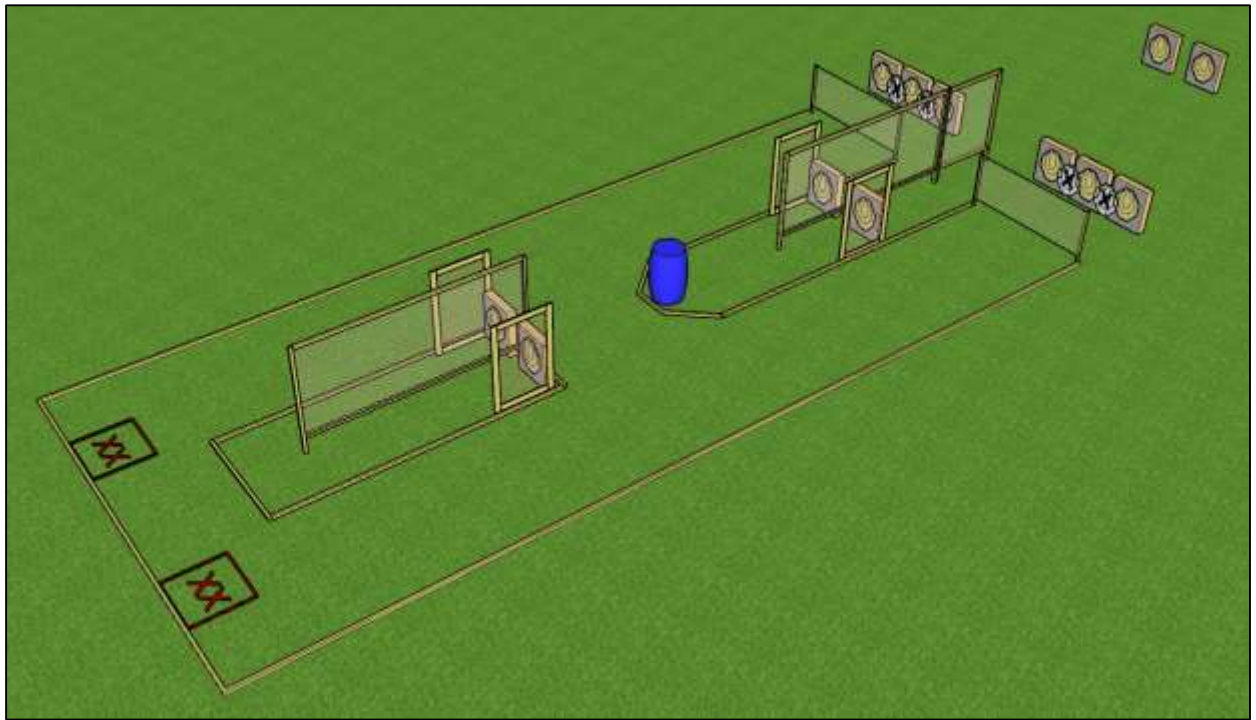


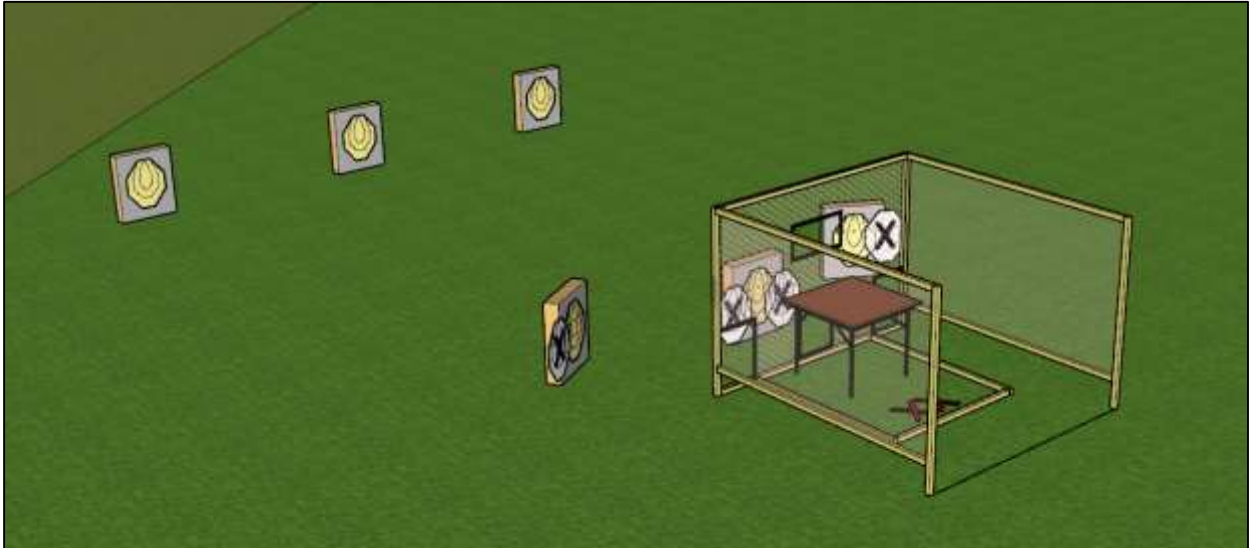
Stage Number	1
Type of Course	Medium
Minimum Rounds	24
Targets	10 IPSC target, 4 Popper
Maximum Points	120
Distances	1-8m
Start Position	Normal standing on marked position facing downrange, gun loaded and holstered.
Start	Audible signal
Procedure	After the start signal, engage all targets with minimum of two hits each. Metals must fall.
Penalties	According to latest rules
Muzzle angles	Left and right marked with posts. 90 degrees up, however reduced vertical muzzle angle when a finger is inside the trigger guard (2.1.2.1)
Notes	Hot Scoring in use (9.6.2) Firing a shot towards unsafe structure will lead to disqualification (10.4.1) Marked shallow wall is soft cover Shooting under walls is not allowed



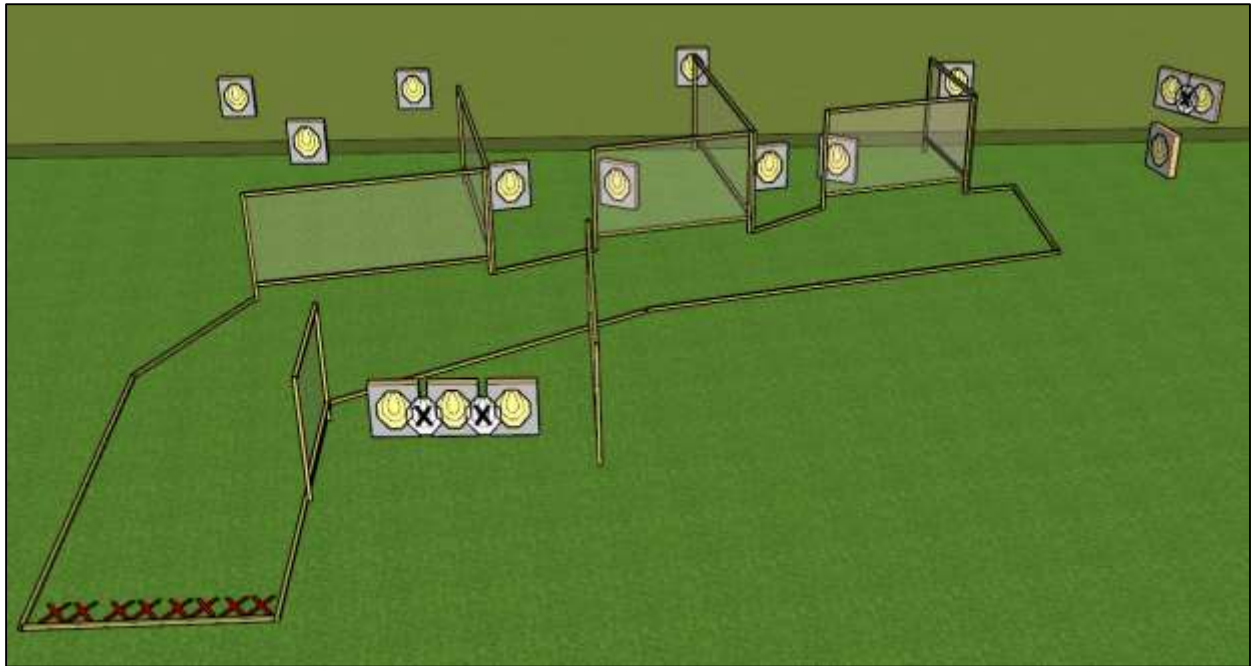
Stage Number	2
Type of Course	Short
Minimum Rounds	12
Targets	6 IPSC target
Maximum Points	60
Distances	3-8m
Start Position	Normal standing on marked position facing downrange. Gun loaded and holstered.
Start	Audible signal
Procedure	After the start signal, engage all targets with minimum of two hits each.
Penalties	According to latest rules
Muzzle angles	Left and right marked with posts. 90 degrees up, however reduced vertical muzzle angle when a finger is inside the trigger guard (2.1.2.1)
Notes	Firing a shot towards unsafe structure will lead to disqualification (10.4.1)



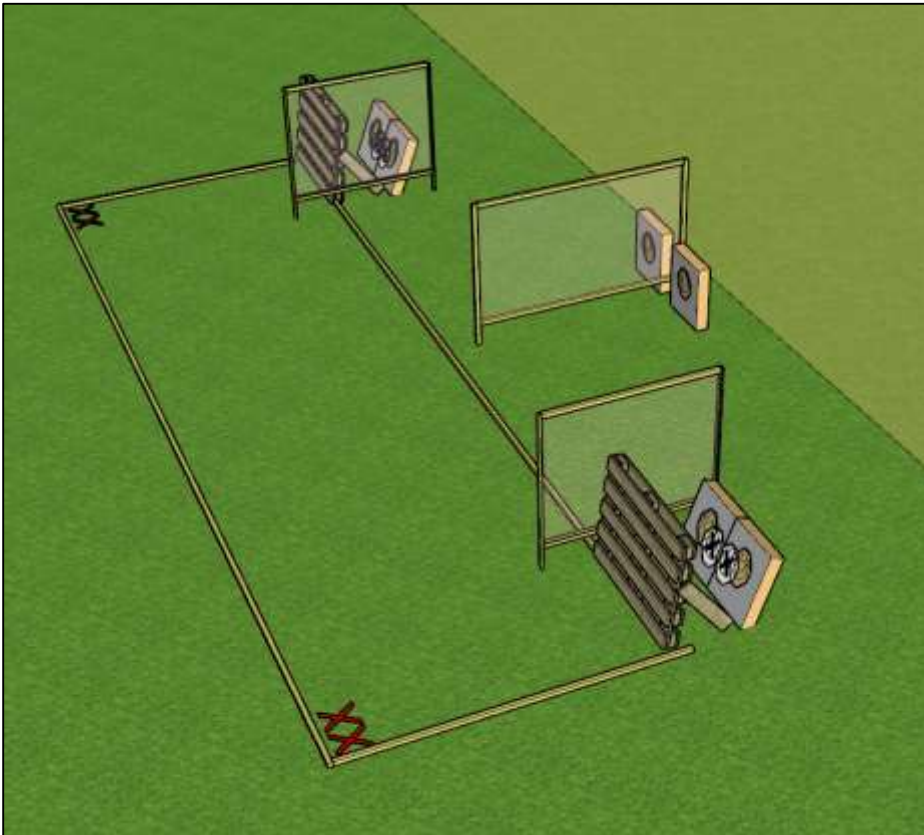
Stage Number	3
Type of Course	Medium
Minimum Rounds	24
Targets	12 IPSC target, 4 Penalty target
Maximum Points	120
Distances	2-8m
Start Position	Normal standing on marked position facing downrange, gun loaded and holstered.
Start	Audible signal
Procedure	After the start signal, engage all targets with minimum of two hits each.
Penalties	According to latest rules
Muzzle angles	Left and right marked with posts. 90 degrees up, however reduced vertical muzzle angle when a finger is inside the trigger guard (2.1.2.1)
Notes	Hot Scoring in use (9.6.2) Firing a shot towards unsafe structure will lead to disqualification (10.4.1) Shooting under walls is not allowed



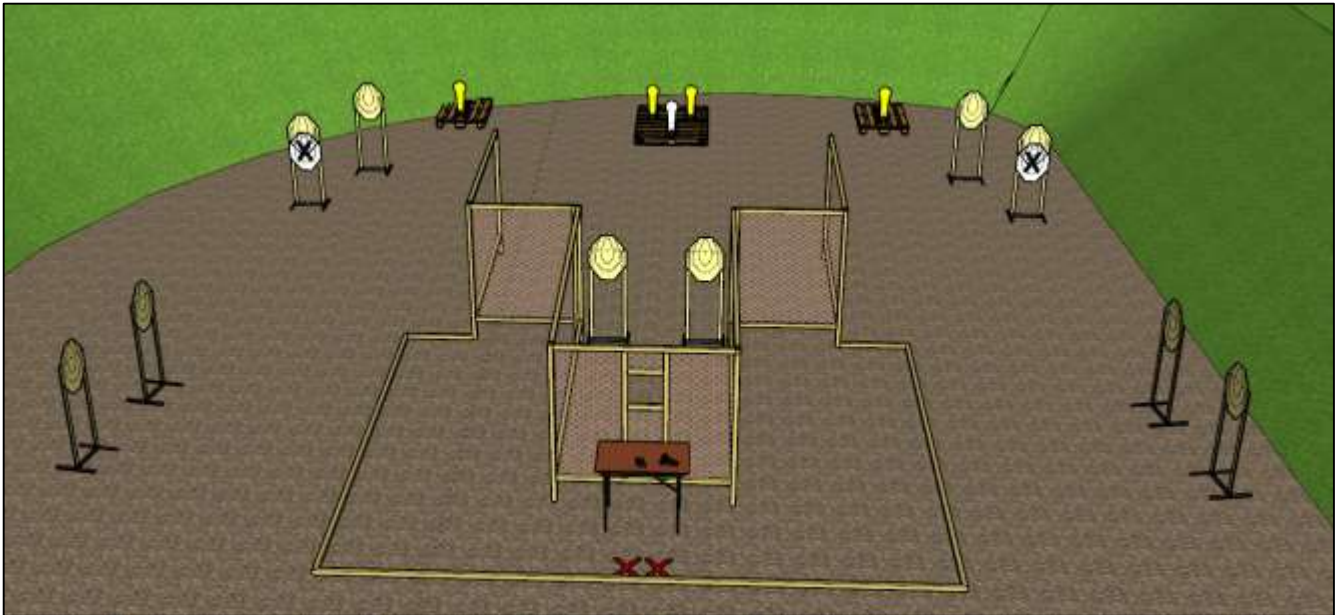
Stage Number	4
Type of Course	Short
Minimum Rounds	12
Targets	6 IPSC target, 4 Penalty target
Maximum Points	60
Distances	2-10m
Start Position	Normal standing on marked position facing downrange, gun loaded and holstered.
Start	Audible signal
Procedure	After the start signal, engage all targets with minimum of two hits each.
Penalties	According to latest rules
Muzzle angles	Left and right marked with posts. 90 degrees up, however reduced vertical muzzle angle when a finger is inside the trigger guard (2.1.2.1)
Notes	Firing a shot towards unsafe structure will lead to disqualification (10.4.1) Shooting under walls is not allowed



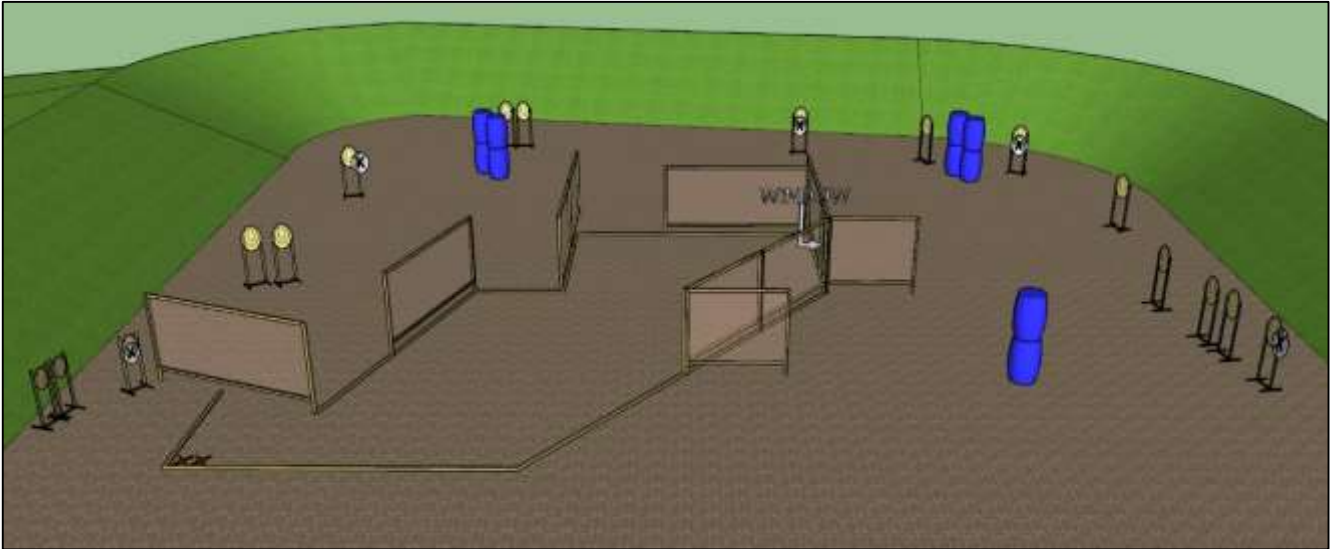
Stage Number	5
Type of Course	Long
Minimum Rounds	30
Targets	15 IPSC target, 3 Penalty target
Maximum Points	150
Distances	2-15m
Start Position	Normal standing on marked position facing downrange, gun loaded and holstered.
Start	Audible signal
Procedure	After the start signal, engage all targets with minimum of two hits each.
Penalties	According to latest rules
Muzzle angles	Left and right marked with posts. 90 degrees up, however reduced vertical muzzle angle when a finger is inside the trigger guard (2.1.2.1)
Notes	Hot Scoring in use (9.6.2) Firing a shot towards unsafe structure will lead to disqualification (10.4.1) Shooting under walls is not allowed



Stage Number	6
Type of Course	Short
Minimum Rounds	12
Targets	6 mini IPSC target, 4 Penalty target
Maximum Points	120
Distances	1-3m
Start Position	Normal standing on marked position facing downrange, gun loaded and holstered.
Start	Audible signal
Procedure	After the start signal, engage all targets with minimum of two hits each.
Penalties	According to latest rules
Muzzle angles	Left and right marked with posts. 90 degrees up, however reduced vertical muzzle angle when a finger is inside the trigger guard (2.1.2.1)
Notes	Shooting under walls is not allowed



Stage Number	7
Type of Course	Medium
Minimum Rounds	24
Targets	10 IPSC target, 2 Penalty target, 4 Popper, 1 Penalty popper (white)
Maximum Points	120
Distances	3-10m
Start Position	Normal standing on marked position facing downrange. Empty gun and magazines flat on table.
Start	Audible signal
Procedure	After the start signal, engage all targets with minimum of two hits each. Metals must fall.
Penalties	According to latest rules
Muzzle angles	Left and right marked with posts. 90 degrees up, however reduced vertical muzzle angle when a finger is inside the trigger guard (2.1.2.1)
Notes	Hot Scoring in use (9.6.2) Shooting under walls is not allowed



Stage Number	8
Type of Course	Long
Minimum Rounds	32
Targets	16 IPSC target, 5 Penalty target
Maximum Points	160
Distances	1-10m
Start Position	Normal standing on marked position facing downrange, gun loaded and holstered.
Start	Audible signal
Procedure	After the start signal, engage all targets with minimum of two hits each.
Penalties	According to latest rules
Muzzle angles	Left and right marked with posts. 90 degrees up, however reduced vertical muzzle angle when a finger is inside the trigger guard (2.1.2.1)
Notes	Hot Scoring in use (9.6.2) Shooting under walls is not allowed Barrels are soft cover