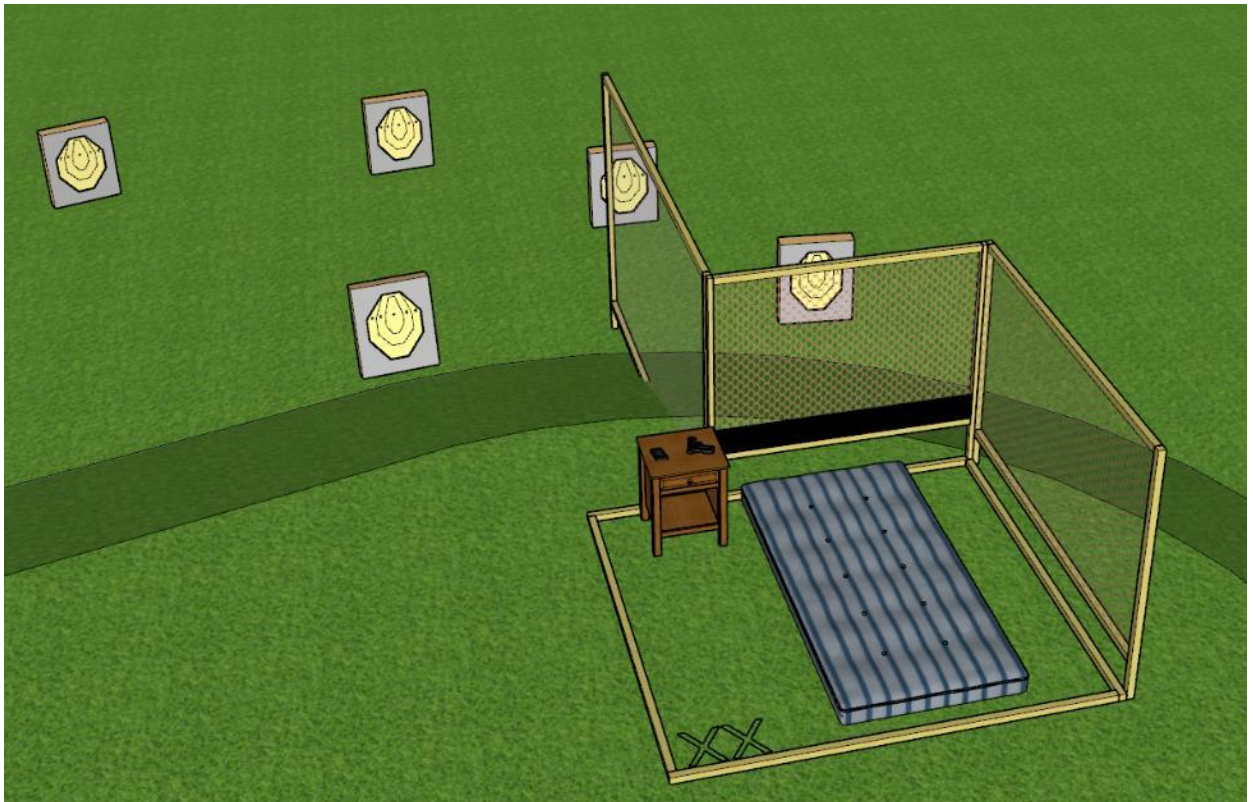
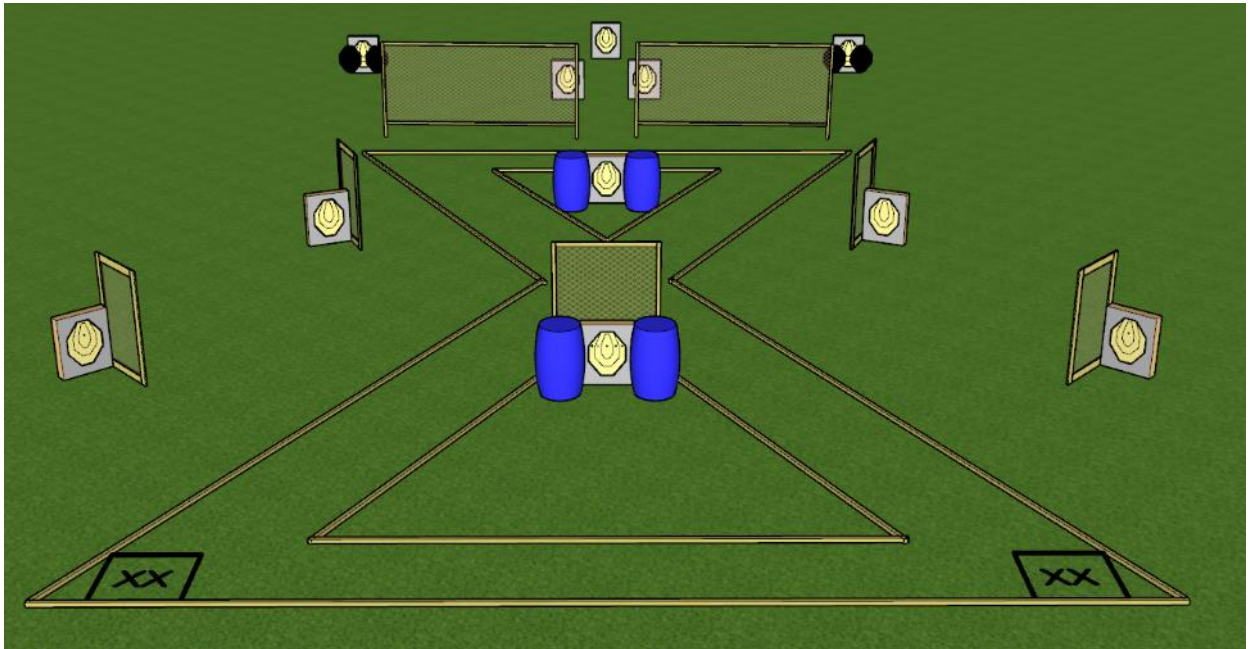


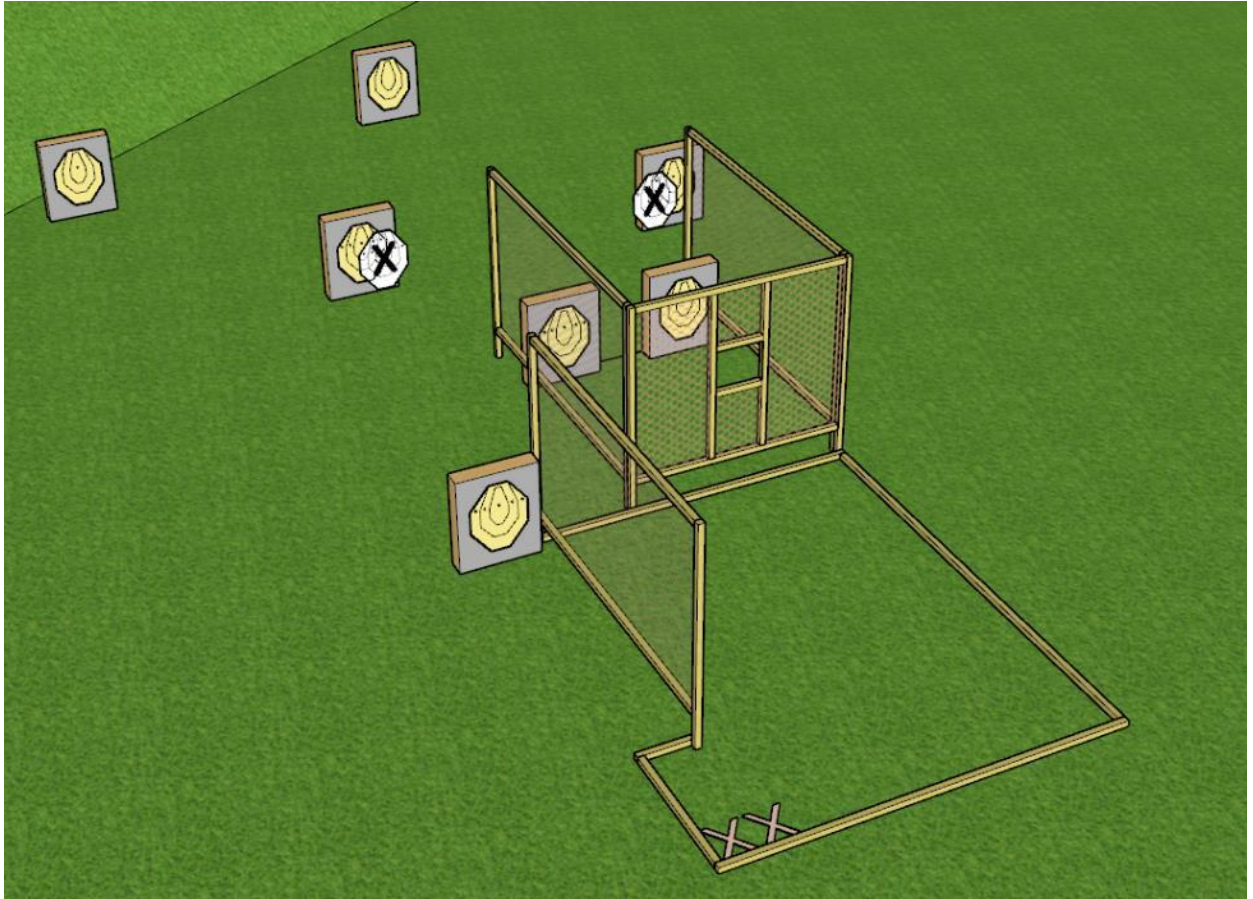
Stage Number	1
Type of Course	Medium
Minimum Rounds	20
Targets	10 IPSC target, 2 Penalty target
Maximum Points	100
Distances	1-25m
Start Position	Normal standing on marked position facing downrange, gun loaded and holstered.
Start	Audible signal
Procedure	After the start signal, engage all targets with minimum of two hits each.
Penalties	According to latest rules
Muzzle angles	Left and right marked with posts. 90 degrees up, however reduced vertical muzzle angle when a finger is inside the trigger guard (2.1.2.1)
Notes	Firing a shot towards unsafe structure will lead to disqualification (10.4.1) Barrels are soft cover. Black IPSC target is hard cover. Shooting under walls is not allowed




Stage Number	2
Type of Course	Short
Minimum Rounds	10
Targets	5 IPSC target
Maximum Points	50
Distances	4-10m
Start Position	Normal standing on marked position facing downrange. Empty gun and magazines flat on table.
Start	Audible signal
Procedure	After the start signal, engage all targets with minimum of two hits each.
Penalties	According to latest rules
Muzzle angles	Left and right marked with posts. 90 degrees up, however reduced vertical muzzle angle when a finger is inside the trigger guard (2.1.2.1)
Notes	Firing a shot towards unsafe structure will lead to disqualification (10.4.1)



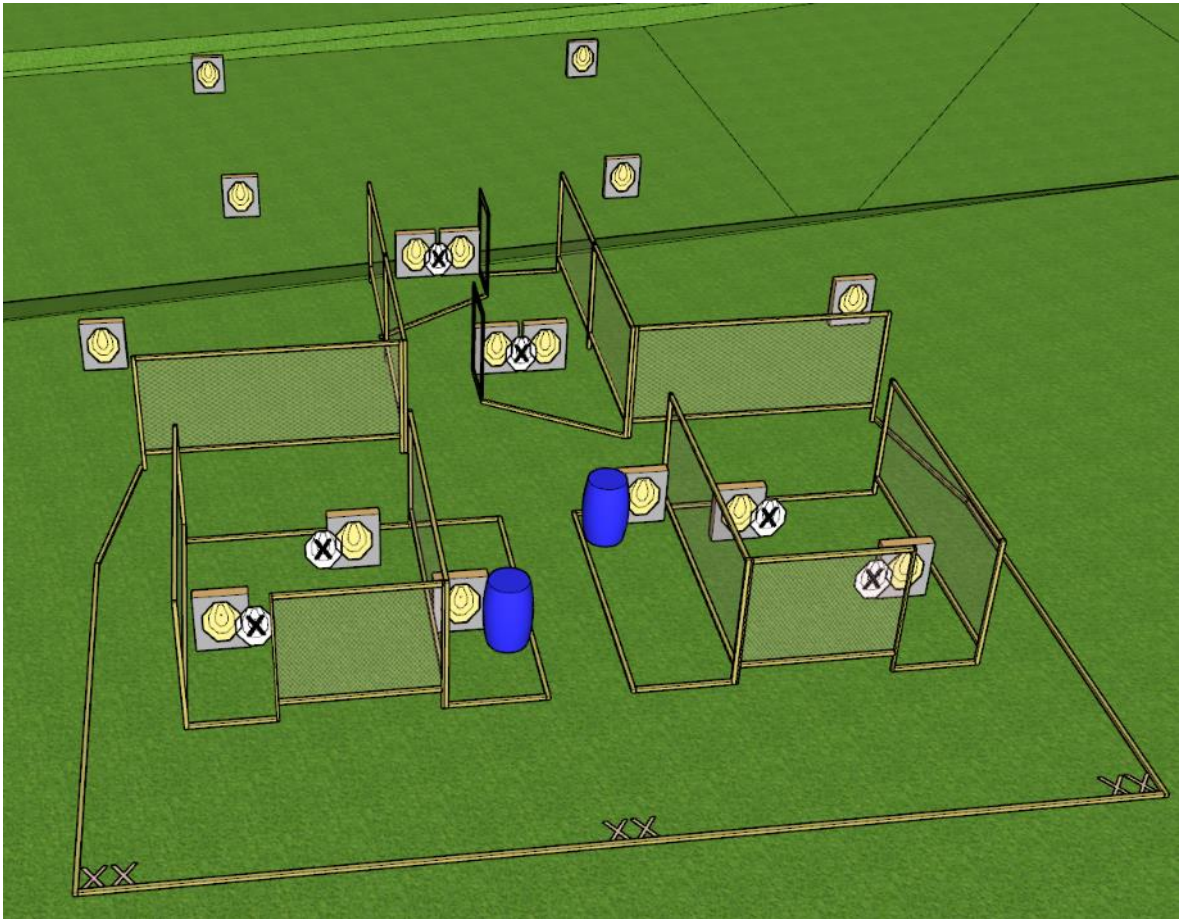
Stage Number	3
Type of Course	Medium
Minimum Rounds	22
Targets	11 IPSC target
Maximum Points	110
Distances	2-25m
Start Position	Normal standing on marked position facing downrange, gun loaded and holstered.
Start	Audible signal
Procedure	After the start signal, engage all targets with minimum of two hits each.
Penalties	According to latest rules
Muzzle angles	Left and right marked with posts. 90 degrees up, however reduced vertical muzzle angle when a finger is inside the trigger guard (2.1.2.1)
Notes	Hot Scoring in use (9.6.2) Firing a shot towards unsafe structure will lead to disqualification (10.4.1) Barrels are soft cover. Black IPSC targets are hard cover. Shooting under walls is not allowed



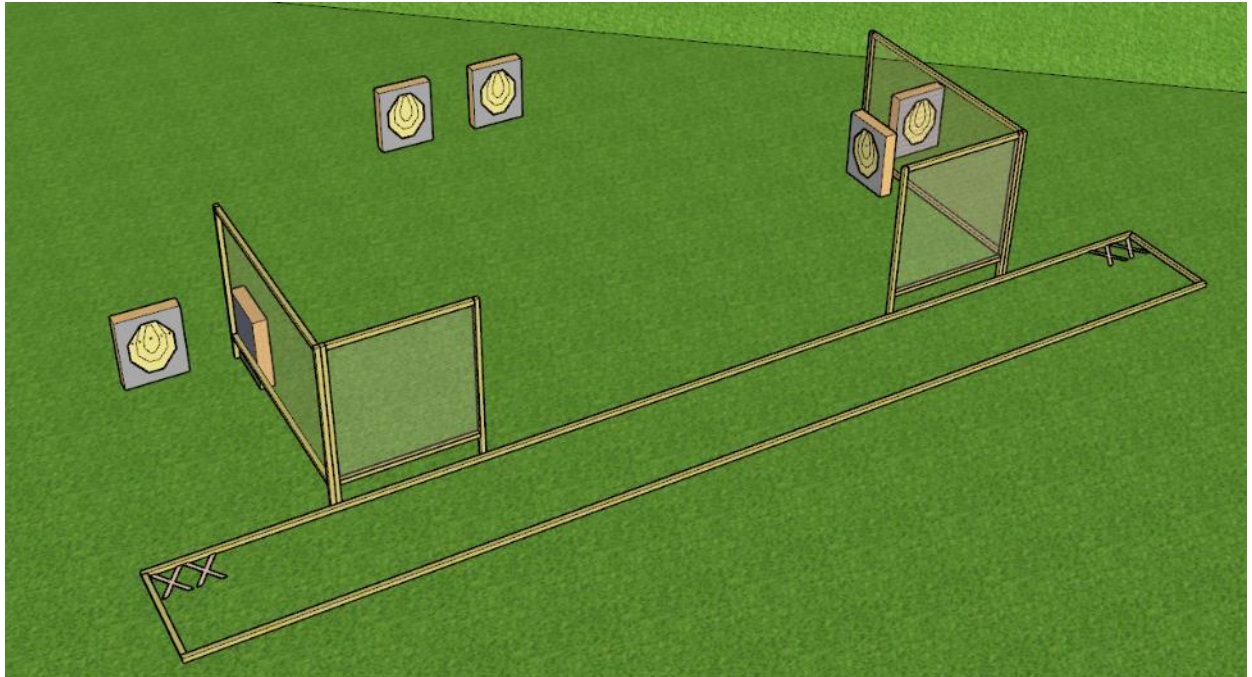
Stage Number	4
Type of Course	Medium
Minimum Rounds	14
Targets	7 IPSC target, 2 Penalty target
Maximum Points	70
Distances	2-12m
Start Position	Normal standing on marked position facing downrange, gun loaded and holstered.
Start	Audible signal
Procedure	After the start signal, engage all targets with minimum of two hits each.
Penalties	According to latest rules
Muzzle angles	Left and right marked with posts. 90 degrees up, however reduced vertical muzzle angle when a finger is inside the trigger guard (2.1.2.1)
Notes	Firing a shot towards unsafe structure will lead to disqualification (10.4.1) Shooting under walls is not allowed



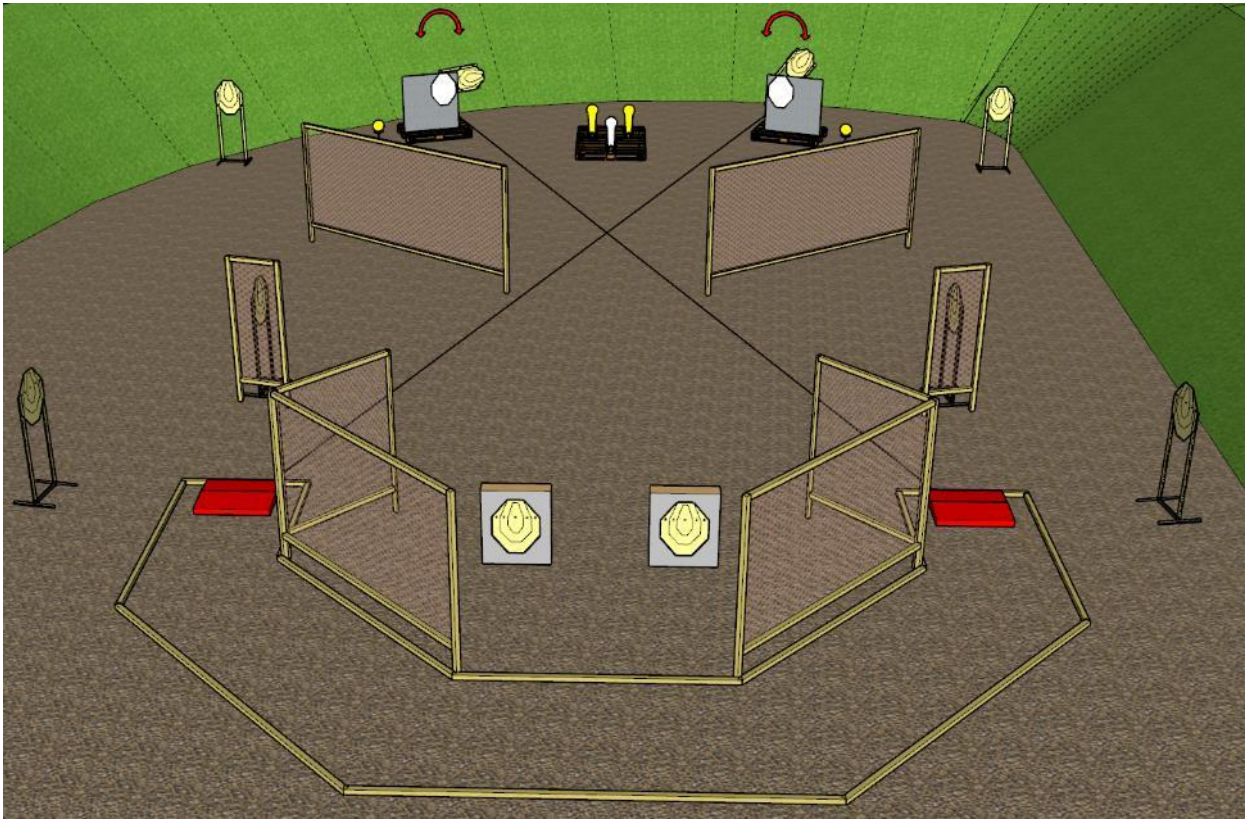
Stage Number	5
Type of Course	Short
Minimum Rounds	8
Targets	4 IPSC target, 4 Penalty target
Maximum Points	40
Distances	3-8m
Start Position	Normal standing on marked position facing downrange, gun loaded and holstered.
Start	Audible signal
Procedure	After the start signal, engage all targets strong hand only with minimum of two hits each
Penalties	According to latest rules
Muzzle angles	Left and right marked with posts. 90 degrees up, however reduced vertical muzzle angle when a finger is inside the trigger guard (2.1.2.1)
Notes	Firing a shot towards unsafe structure will lead to disqualification (10.4.1)



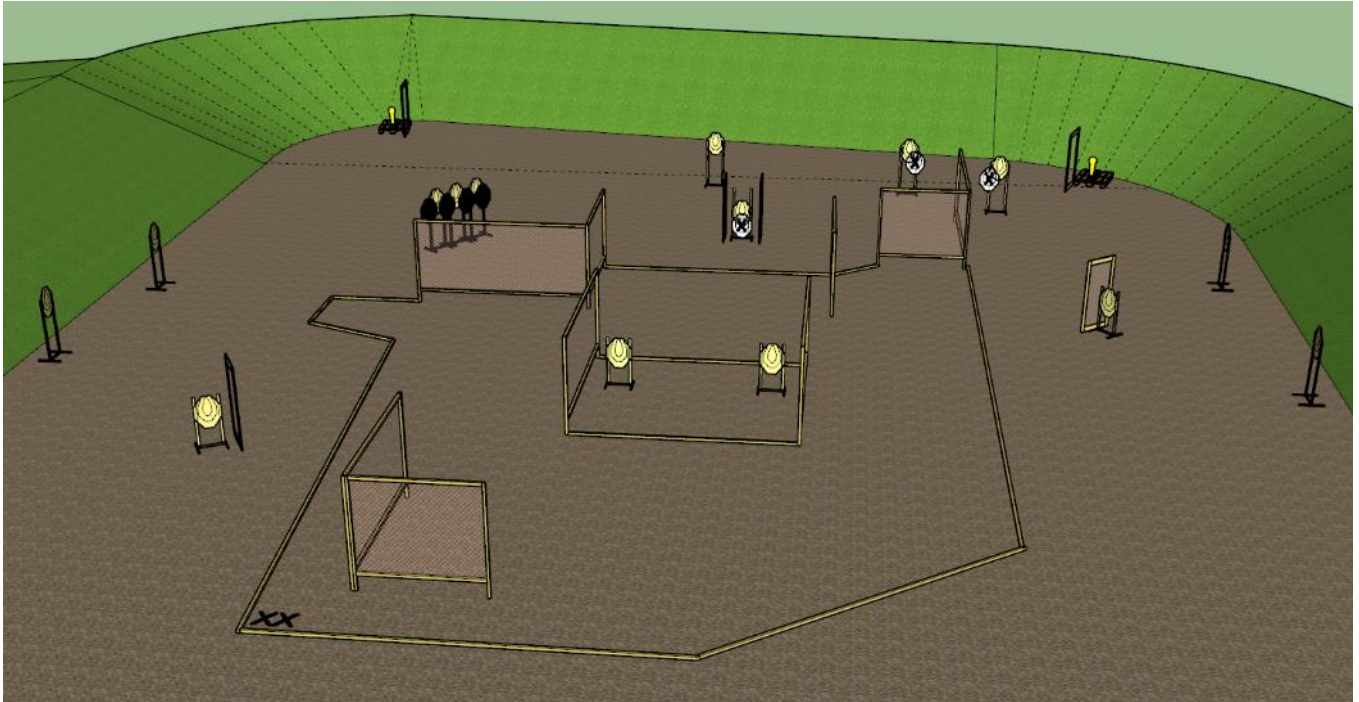
Stage Number	6
Type of Course	Long
Minimum Rounds	32
Targets	16 IPSC target, 6 Penalty target
Maximum Points	160
Distances	2-25m
Start Position	Normal standing on marked position facing downrange, gun loaded and holstered.
Start	Audible signal
Procedure	After the start signal, engage all targets with minimum of two hits each.
Penalties	According to latest rules
Muzzle angles	Left and right marked with posts. 90 degrees up, however reduced vertical muzzle angle when a finger is inside the trigger guard (2.1.2.1)
Notes	Hot Scoring in use (9.6.2) Firing a shot towards unsafe structure will lead to disqualification (10.4.1) Barrels are soft cover. Shooting under walls is not allowed



Stage Number	7
Type of Course	Short
Minimum Rounds	12
Targets	6 IPSC target
Maximum Points	60
Distances	2-6m
Start Position	Normal standing on marked position facing downrange, gun holstered, magazine inserted, chamber empty.
Start	Audible signal
Procedure	After the start signal, engage all targets with minimum of two hits each.
Penalties	According to latest rules
Muzzle angles	Left and right marked with posts. 90 degrees up, however reduced vertical muzzle angle when a finger is inside the trigger guard (2.1.2.1)
Notes	Shooting under walls is not allowed



Stage Number	8
Type of Course	Medium
Minimum Rounds	24
Targets	10 IPSC target, 2 Penalty target, 2 Popper, 2 Plate, 1 Penalty popper (white)
Maximum Points	120
Distances	2-16m
Start Position	Normal standing on marked position facing downrange. Gun loaded and holstered.
Start	Audible signal
Procedure	After the start signal, engage all targets with minimum of two hits each. Metals must fall. Pressure plates (red) activate swingers.
Penalties	According to latest rules
Muzzle angles	Left and right marked with posts. 90 degrees up, however reduced vertical muzzle angle when a finger is inside the trigger guard (2.1.2.1)
Notes	Shooting under walls is not allowed



Stage Number	9
Type of Course	Long
Minimum Rounds	32
Targets	15 IPSC target, 2 Popper, 3 Penalty target
Maximum Points	160
Distances	2-30m
Start Position	Normal standing on marked position facing downrange, gun loaded and holstered.
Start	Audible signal
Procedure	After the start signal, engage all targets with minimum of two hits each. Metals must fall.
Penalties	According to latest rules
Muzzle angles	Left and right marked with posts. 90 degrees up, however reduced vertical muzzle angle when a finger is inside the trigger guard (2.1.2.1)
Notes	Hot Scoring in use (9.6.2) Black IPSC targets are hard cover Shooting under walls is not allowed